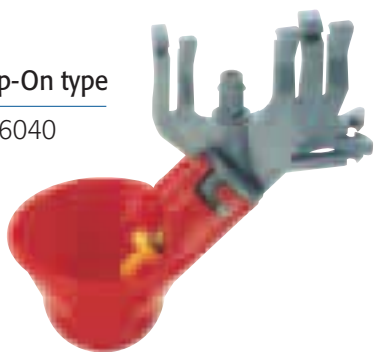


# PLASSON'S Cage Cups

## Snap-On type

2206040



## Saddle type

2206000




## Screw-In type

2206001



## Cage Starter type

2206050



## List of Parts

No.	Complete	Cat. No.	Parts included	Optional parts
	Snap-on-cup	2206040	1,4,5,6,7,8,9	17,18,19,20,21
	Saddle cup	2206000	2,3,4,5,6,7,8,10	17,18,19,20,21
	Screw-In cup	2206001	1,4,5,6,7,8,11	22
	Cage Starter cup	2206050	4,5,6,7,8,12,13,14,15	16,17,18,19,20,21


## Parts for Plasson cups

No.	Complete	Cat. No.
1	Cup without plate	2206011
2	Cup with plate	2206012
3	Plate clamp	2206013
4	Trigger	2206002
5	Spring	2206010
6	Valve housing	2206003
7	Valve O-ring	2206009
8	Trigger seal	2206007
9	Water inlet clamp	2206006
10	Water inlet for saddle type	2206004
11	Water inlet for Screw-In type	2206005
12	Cage Starter bracket	2206052
13	Cage Starter cup	2206053
14	Ball 7/8"	2206073
15	Strap	2206054
16	Manure shield	2206057
17	5.7mm tube	2100052
18	Pin saddle 16mm	2207016
19	Pin saddle 20mm	2207020
20	Pin saddle 25mm	2207025
21	Pin saddle 3/4"	2207077
22	Saddle for screw in cup	2206025



## Part that can be ordered in assembled form

Valve assembly complete	2206017	4,5,6,7,8
-------------------------	---------	-----------



## Cage Cups Accessories

Manure shield	Pin saddle	Plate clamp	Saddle for Screw in Cup per 20mm Pipe
2206057	2207016 - 16mm 2207020 - 20mm 2207025 - 25mm 2207077 - 3/4"	2206013	2206025



Saddle Connector  
2100030



Saddle Connector With Shut Off  
2100050



Pin Saddle  
16mm - 2207016  
20mm - 2207020  
25mm - 2207025  
3/4" - 2207077



In-Line Shut Off  
2208025



Reducer 1/2"-1/4" (M/M)  
2100031



Reducer 1/2"-1/4" (F/M)  
2100058



Nipple 1/4"-1/4" (M/M)  
2100026



Tee 1/4"-1/4"-1/4" (M/M/M)  
2100032



Tee 1/4"-1/2"-1/4" (M/F/M)  
2100057



Tee 1/4"-1/2"-1/4" (M/M/M)  
2100033